

**DIPO INDUCTION RANGE**

#202 Garak-dong 10-13, Songpa-gu, Seoul , Korea

TEL: +82-2-431-5874 , FAX: +82-2-431-5876

Model**DIHG900 (INDUCTION GRIDDLE)**

Max Power consumption	Max 7KW	
Electric requirement	1PH, 200V – 240V, 32A	
Max current at warming tem. (50-90C)	3A / 1 cooking zone	6A / total cooking zone
Size	900*600*200	
Air filter	2ea, under control panel	
Weight	70kg	
Temperature range	70C- 200C (158F – 393F) / Gap ; 5C (41F)	
Controllable zone	2 cooking zone	
Warranty	1 year	

Features

- * Fastest temperature set up ; about 15min from 15C to 180C
- * Almost even heat
- * Fastest recovery time
- * Precise to control temperature
- * Flatness ; 1.5mm at Max Temperature
- * Warming temperature ; 50C to 90C , Lowest electric consumption, below 3A at warming temperature in one cooking zone
- * Highest energy efficiency ; about 1/7 of normal cost
(It could be changeable depend on the electric rate)
- * Auto shut off at overheating .
- * No flame, no waste heat & no exhaust
- * Various protecting function with user friendly notice in abnormal situation
- * One cooking zone ; each width 40cm.
(You can set up different temp with different cooking zone)

**DIPO INDUCTION RANGE**

#202 Garak-dong 10-13, Songpa-gu, Seoul , Korea

TEL: +82-2-431-5874 , FAX: +82-2-431-5876

Model**DIHG1200 (INDUCTION GRIDDLE)**

Max Power consumption	Max 10.5 kw	
Electric requirement	1PH, 200V – 240V, 48A	
Max current at warming tem. (50-90C)	3A / 1 cooking zone	9A / total cooking zone
Size	1200*600*200	
Air filter	3ea, under control panel	
Weight	70kg	
Temperature range	70C- 200C (158F – 393F) / Gap ; 5C (41F)	
Controllable zone	3 cooking zone	
Warranty	1 year	

Features

- * Fastest temperature set up ; about 15min from 15C to 180C
- * Almost even heat
- * Fastest recovery time
- * Precise to control temperature
- * Flatness ; 1.5mm at Max Temperature
- * Warming temperature ; 50C to 90C , Lowest electric consumption, below 3A at warming temperature in one cooking zone
- * Highest energy efficiency ; about 1/7 of normal cost
(It could be changeable depend on the electric rate)
- * Auto shut off at overheating .
- * No flame, no waste heat & no exhaust
- * Various protecting function with user friendly notice in abnormal situation
- * One cooking zone ; each width 40cm.
(You can set up different temp with different cooking zone)



DIPO INDUCTION RANGE

#202 Garak-dong 10-13, Songpa-gu, Seoul , Korea
 TEL: +82-2-431-5874 , FAX: +82-2-431-5876

Model

BKP179 (Built in style INCOOK)

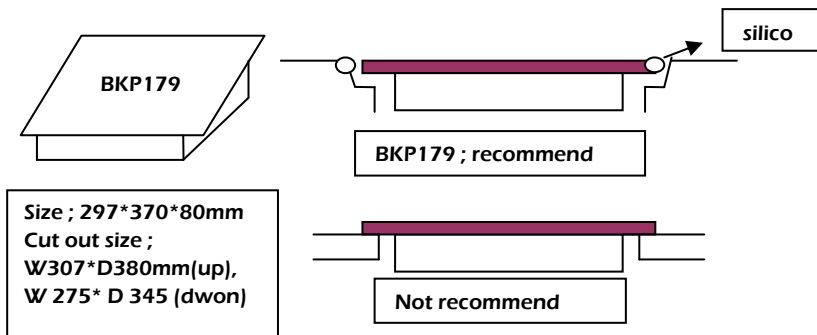


Power requirements	200V - 240V, 50Hz / 60Hz
Power consumption	Min80W-Max 1700W (208V) / Min90W-Max 1960W (240V)
Amperage	8.2A
Temperature range	7 steps
Control	Touch control on the surface, separated control available.
Dimension	297mm X 370mm X 80mm
Package	7 kg
Packaging dimensions&weight	460mm*470mm*200mm / 7kg
Warranty	1 year , parts
Cooling clearance	10cm of below

Features

- * Built-in style Unit for table and island.
- * Touch control on the top plate & easy control.
- * Fastest recovery time
- * Linear output power ; Precise warming temp of 2 steps & 7(5)cooking steps.
- * Flatness ; 1.5mm at Max Temperature
- * Lowest energy cost.
warming temperature in one cooking zone
- * Highest energy efficiency about 90%
- * LED display for precise user feedback including error message
- * Automatic shut-off of protect .

[How to drop in]





DIPO INDUCTION RANGE

#202 Garak-dong 10-13, Songpa-gu, Seoul , Korea
 TEL: +82-2-431-5874 , FAX: +82-2-431-5876

Model

BKP26 (Built in style INCOOK)

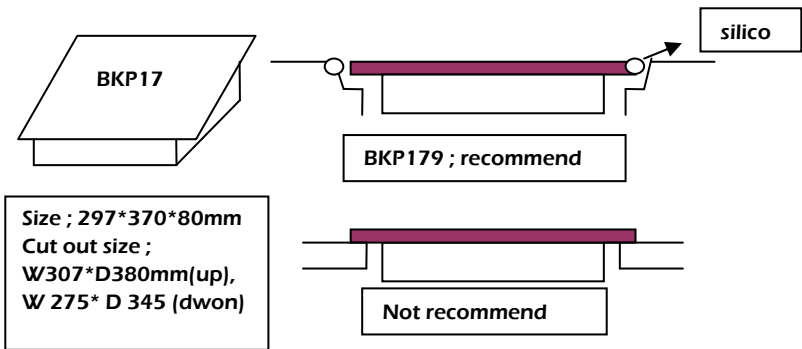


Power requirements	200V - 240V, 50Hz / 60Hz
Power consumption	Min80W-Max 2500W (208V) / Min90W-Max 2800W (240V)
Amperage	12A
Temperature range	9 steps
Control	Touch control on the surface, separated control available.
Dimension	297mm X 370mm X 80mm
Packaging dimensions&weight	460mm*470mm*200mm / 7kg
Warranty	1 year , parts
Cooling clearance	10cm of below

Features

- * Built-in style Unit for table and island.
- * Touch control on the top plate & easy control.
- * Fastest recovery time
- * Linear output power ; Precise warming temp of 2 steps & 7(5)cooking steps.
- * Flatness ; 1.5mm at Max Temperature
- * Lowest energy cost.
- warming temperature in one cooking zone
- * Highest energy efficiency about 90%
- * LED display for precise user feedback including error message
- * Automatic shut-off of protect .

[How to drop in]





DIPO INDUCTION RANGE

#202 Garak-dong 10-13, Songpa-gu, Seoul , Korea
TEL: +82-2-431-5874 , FAX: +82-2-431-5876

Model

BKPW (Built in style INCOOK warmer)

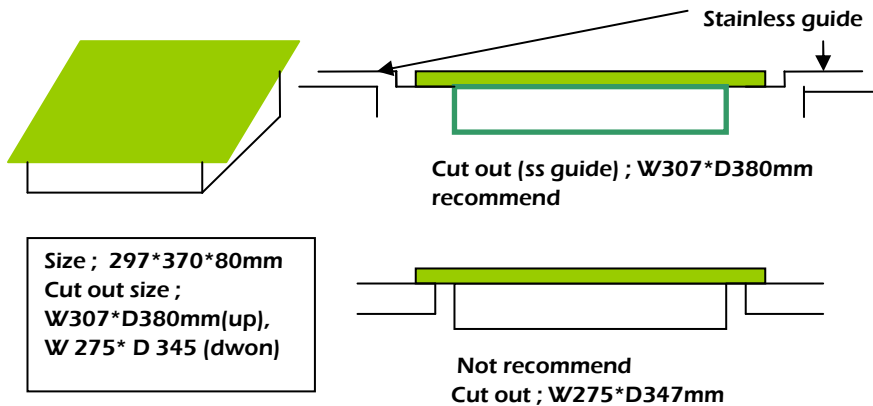


Power requirements	208V / 240V, 50Hz / 60Hz
Power consumption	Max 350W (running consumption 50w-200w)
Amperage	2A
Temperature range	5 steps (1; 50C, 2: 55C, 3:60C, 4: 70C, 5: 80C)
Size	297mm X 370mm X 80mm
Dimension	297mm X 370mm X 80mm
Package weight	7 kg
Packaging dimensions	460mm*470mm*200mm
Warranty	1 year
Cooling clearance	10cm of below

Features

- * Luxury style of Drop-in style buffet warmer
- * Touch control on the top plate & easy control
- * Keep precise warming temperature of 5 steps .
- * Lowest energy cost
- * Highest energy efficiency about 90%
- * Lowest energy cost.
- * Easy to clean & safety
- * LED display for precise user feedback including error message
- * Automatic shut-off to prohibit over-heating

[How to drop in]



**DIPO INDUCTION RANGE**

#202 Garak-dong 10-13, Songpa-gu, Seoul , Korea

TEL: +82-2-431-5874 , FAX: +82-2-431-5876

Model**TCK26 (POWER COOK)**

Power requirements	1PH,200V - 240V, 50Hz / 60Hz
Power consumption	Max 2.5kw (208V) - Max 2.9kw (240V)
Amperage	12A
Power range	200W – 2900W
Temperature range	50C – 260C / 122F – 500F
Size	350mm X 450 X 115mm
Package weight	7 kg
Packaging dimensions	460mm*470mm*200mm
Warranty	1 year
Air filter	Under the operation panel
Temperature mode	Out sensor ; warm & fry (50C – 200C / 122F - 392F)
Timer	1sec – 480min
Cooling clearance	5cm of back

Features

- * Heavy duty & portabe
- * Fast cook & high power. ; 1- 10 steps
- * Precise temperature mode for warm & fry (50C – 200C)
- * Timer setting ; 1sec – 480min
- * Chocolate melting at 1 step
- * Highest energy efficiency about 90%
- * Easy to move and clean
- * Highest energy efficiency ; about 1/7 of normal cost
- * LED display for precise user feedback including error message
- * Automatic shut-off feature prohibits over-heating ; 260C (500F)

**DIPO INDUCTION RANGE**

#202 Garak-dong 10-13, Songpa-gu, Seoul , Korea

TEL: +82-2-431-5874 , FAX: +82-2-431-5876

Model**TCK35 (POWER COOK)**

Power requirements	1PH,200V - 240V, 50Hz / 60Hz
Power consumption	Max 3.3 kw (208V) - Max 3.8kw (240V)
Amperage	16A
Power range	200W – 3800W
Temperature range	50C – 260C / 122F – 500F
Size	350mm X 450 X 115mm
Package weight	7 kg
Packaging dimensions	460mm*470mm*200mm
Warranty	1 year
Air filter	Under the operation panel
Temperature mode	Out sensor ; warm & fry (50C – 200C / 122F - 392F)
Timer	1sec – 480min
Cooling clearance	5cm of back

Features

- * Heavy duty & portabe
- * Fast cook & high power. ; 1- 10 steps
- * Precise temperature mode for warm & fry (50C – 200C)
- * Timer setting ; 1sec – 480min
- * Chocolate melting at 1 step
- * Highest energy efficiency about 90%
- * Easy to move and clean
- * Highest energy efficiency ; about 1/7 of normal cost
- * LED display for precise user feedback including error message
- * Automatic shut-off feature prohibits over-heating ; 260C (500F)

**DIPO INDUCTION RANGE**

#202 Garak-dong 10-13, Songpa-gu, Seoul , Korea

TEL: +82-2-431-5874 , FAX: +82-2-431-5876

Model**CK26 (SWEET COOK)**

Power requirement	120V, 1PH
Power consumption	Max 1.9 kw , 16A
Outout power range	200W – 1900W
Temperature range	50C – 260C , 122F – 500F
Surface dimension	350mm X 450 X 115mm
Package weight	7 kg
Packaging dimensions	460mm*470mm*200mm
Air filter	Under the operation
Warranty	1 year
Cooling clearance	5cm of back

Features

- * Simple & nice design with simple control.
- * Fast cook & high power.
- * Precise warm (50C,60C) & cook temperature (1-10steps).
- * Timer setting ; 1sec – 480min
- * Highest energy efficiency about 90%
- * Highest energy efficiency about 90%
- * Easy to move and clean
- * LED display for precise user feedback including error message
- * Automatic shut-off feature prohibits over-heating

**DIPO INDUCTION RANGE**

#202 Garak-dong 10-13, Songpa-gu, Seoul , Korea

TEL: +82-2-431-5874 , FAX: +82-2-431-5876

Model**CK35 (SWEET COOK)**

Power requirement	200V – 240V, 1PH
Power consumption	Max 3.3 kw (208V) / Max 3.8kw (240V), 16A
Outout power range	200W – 3800W
Temperature range	50C – 260C / 122F – 500F
Surface dimension	350mm X 450 X 115mm
Package weight	7 kg
Packaging dimensions	460mm*470mm*200mm
Air filter	Under the operation
Warranty	1 year
Cooling clearance	5cm of back

Features

- * Simple & nice design with simple control.
- * Fast cook & high power.
- * Precise warm (50C,60C) & cook temperature (1-10steps).
- * Timer setting ; 1sec – 480min
- * Highest energy efficiency about 90%
- * Highest energy efficiency about 90%
- * Easy to move and clean
- * LED display for precise user feedback including error message
- * Automatic shut-off feature prohibits over-heating

**DIPO INDUCTION RANGE**

#202 Garak-dong 10-13, Songpa-gu, Seoul , Korea

TEL: +82-2-431-5874 , FAX: +82-2-431-5876

Model**CK26 (SWEET COOK)**

Power requirement	200V – 240V, 1PH
Power consumption	Max 2.5 kw (208V) / Max 2.9kw (240V), 12A
Outout power range	200W – 2900W
Temperature range	50C – 260C / 122F – 500F
Surface dimension	350mm X 450 X 115mm
Package weight	7 kg
Packaging dimensions	460mm*470mm*200mm
Air filter	Under the operation
Warranty	1 year
Cooling clearance	5cm of back

Features

- * Simple & nice design with simple control.
- * Fast cook & high power.
- * Precise warm (50C,60C) & cook temperature (1-10steps).
- * Timer setting ; 1sec – 480min
- * Highest energy efficiency about 90%
- * Highest energy efficiency about 90%
- * Easy to move and clean
- * LED display for precise user feedback including error message
- * Automatic shut-off feature prohibits over-heating

**DIPO INDUCTION RANGE**

#202 Garak-dong 10-13, Songpa-gu, Seoul , Korea

TEL: +82-2-431-5874 , FAX: +82-2-431-5876

Model**CK226 (SWEET COOK)**

Power requirement	200V – 240V, 1PH
Power consumption	Max 5kw (208V) / Max 5.8kw (240V), 24A
Outout power range	200W – 2900W /1 burner
Temperature range	50C – 260C / 122F – 500F
Surface dimension	700mm X 450 X 115mm
Package weight	15kg
Packaging dimensions	900mm*470mm*200mm
Air filter	Under the operation
Warranty	1 year
Cooling clearance	5cm of back

Features

- * Simple & nice design with simple control.
- * Fast cook & high power.
- * Precise warm (50C,60C) & cook temperature (1-10steps).
- * Timer setting ; 1sec – 480min
- * Highest energy efficiency about 90%
- * Highest energy efficiency about 90%
- * Easy to move and clean
- * LED display for precise user feedback including error message
- * Automatic shut-off feature prohibits over-heating

**DIPO INDUCTION RANGE**

#202 Garak-dong 10-13, Songpa-gu, Seoul , Korea

TEL: +82-2-431-5874 , FAX: +82-2-431-5876

Model**CK235 (SWEET COOK)**

Power requirement	200V – 240V, 1PH
Power consumption	Max 6.6 kw (208V) / Max 7.6kw (240V), 32A
Outout power range	200W – 3800W / 1 burner
Temperature range	50C – 260C / 122F – 500F
Surface dimension	700mm X 450 X 115mm
Package weight	15kg
Packaging dimensions	900mm*470mm*200mm
Air filter	Under the operation
Warranty	1 year
Cooling clearance	5cm of back

Features

- * Simple & nice design with simple control.
- * Fast cook & high power.
- * Precise warm (50C,60C) & cook temperature (1-10steps).
- * Timer setting ; 1sec – 480min
- * Highest energy efficiency about 90%
- * Highest energy efficiency about 90%
- * Easy to move and clean
- * LED display for precise user feedback including error message
- * Automatic shut-off feature prohibits over-heating



DIPO INDUCTION RANGE

#202 Garak-dong 10-13, Songpa-gu, Seoul , Korea
TEL: +82-2-431-5874 , FAX: +82-2-431-5876

Model

BK35 (Built in style SYSCOOK)

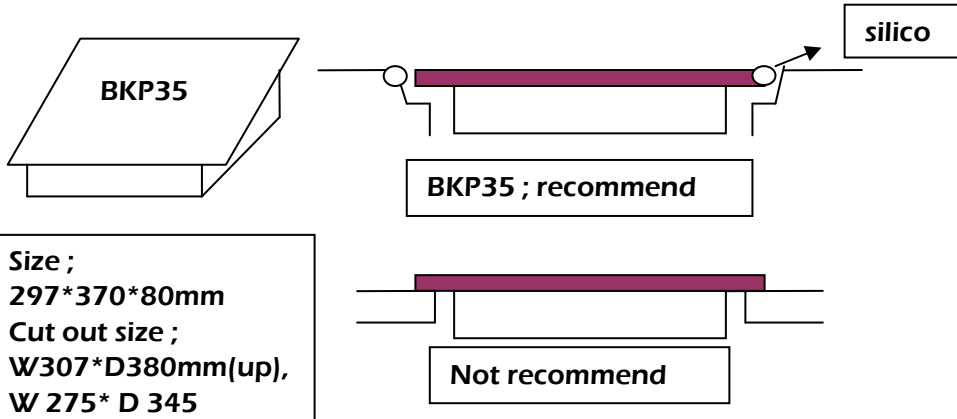


Power requirements	200V - 240V, 1ph, 50Hz / 60Hz
Power consumption	Min80W-Max 3320W (208V), Min90W-Max 3800W (240V)
Amperage	16A
Temperature range	9 steps
Control	Separated control
Dimension	297mm X 370mm X 80mm
Package	7 kg
Packaging dimensions&weight	460mm*470mm*200mm / 7kg
Warranty	1 year , parts, labor
Cooling clearance	20cm of below

Features

- * Built-in style Unit for table and island.
- * Fastest recovery time
- * Linear output power ; Precise warming temp of 2 steps & 7(5)cooking steps.
- * Lowest energy cost.
- * Highest energy efficiency about 90%
- * LED display for precise user feedback including error message
- * Automatic shut-off of protect .

[How to drop in]





DIPO INDUCTION RANGE

#202 Garak-dong 10-13, Songpa-gu, Seoul , Korea
TEL: +82-2-431-5874 , FAX: +82-2-431-5876

Model

BKP26 (Built in style SYSCOOK)

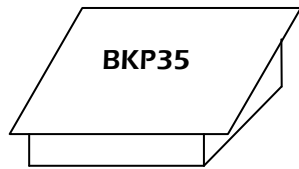


Power requirements	200V - 240V, 1ph, 50Hz / 60Hz
Power consumption	Min80W-Max 2500W (208V), Min90W-Max 2800W (240V)
Amperage	12A
Temperature range	9 steps
Control	Separated control
Dimension	297mm X 370mm X 80mm
Package	7 kg
Packaging	460mm*470mm*200mm / 7kg
Warranty	1 year , parts, labor
Cooling clearance	20cm of below

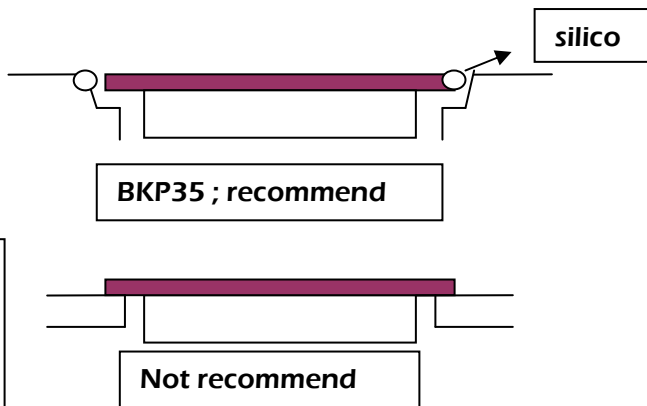
Features

- * Built-in style Unit for table and island.
- * Fastest recovery time
- * Linear output power ; Precise warming temp of 2 steps & 7(5)cooking steps.
- * Lowest energy cost.
- * Highest energy efficiency about 90%
- * LED display for precise user feedback including error message
- * Automatic shut-off of protect .

[How to drop in]



Size ;
297*370*80mm
Cut out size ;
W307*D380mm(up),
W 275* D 345



**DIPO INDUCTION RANGE**

#202 Garak-dong 10-13, Songpa-gu, Seoul , Korea

TEL: +82-2-431-5874 , FAX: +82-2-431-5876

Model**TCK60 (POWER COOK)**

Power requirements	3PH ,200V - 240V , 50Hz / 60Hz
Power consumption	Max 5.5 kw (200V) - Max 6.5kw (240V)
Amperage	16A
Power range	200W – 6500W
Temperature range	50C – 260C / 122F – 500F
Size	450mm X 600 X 250 (back ; 150)mm
Package weight	20 kg
Warranty	1 year
Air filter	Under the operation panel
Temperature mode	Out sensor ; warm & fry (50C – 200C / 122F - 392F)
Timer	1sec – 480min

Features

- * Heavy duty & portabe
- * Fast cook & high power. ; 1- 10 steps
- * Precise temperature mode for warm & fry (50C – 200C)
- * Timer setting ; 1sec – 480min
- * Chocolate melting at 1 step
- * Highest energy efficiency about 90%
- * Easy to move and clean
- * LED display for precise user feedback including error message
- * Automatic shut-off feature prohibits over-heating ; 260C (500F)



DIPO INDUCTION RANGE

#202 Garak-dong 10-13, Songpa-gu, Seoul , Korea
 TEL: +82-2-431-5874 , FAX: +82-2-431-5876

Model

DIH352 & DIH600 (SYS COOK low range)



Model	DIH352 (low range)	DIH600 (low range)
Power requirements	200V – 240V, 1ph, 50Hz / 60Hz	200V – 240V, 50Hz / 60Hz, 3ph
Power consumption	Max 7.6kw(240V)	Max 5.7 kw (208V) / Max 6.6kw (240V)
Amperage	32A	16A
Control	10steps , knob	
Temperature range	50C – 260C (122F – 500F) 260C is protecting for over heating.	
Size	600mm X 750mm X 450mm	
Warranty	1 year	
Air filter	Under the operation panel	
Timer Mode	NA	1 sec – 480min
Temperature mode	NA	Out sensor ; warm & fry (50C – 200C / 122F – 392F)

Features

- * Heavy duty high power for main kitchen ; low range & counter range
- * Series use ; 2or 3 multiple
- * Precise temperature mode for warm & fry (50C – 200C)
- * Control steps ; 1- 10 steps
- * Precise temperature mode for warm & fry (50C – 200C) .
- * Highest energy efficiency about 90%
- * Min pan size ; 18cm (TCK60 & DIH600), 45cm (DIH352)
- * Easy to move and clean
- * LED display for precise user feedback including error message
- * Automatic shut-off feature prohibits over-heating ; 260C (500F)

**DIPO INDUCTION RANGE**

#202 Garak-dong 10-13, Songpa-gu, Seoul , Korea
TEL: +82-2-431-5874 , FAX: +82-2-431-5876

Model**DIH100 & DIH601 (SYS COOK - low range)**

Model	DIH100 (low range)	DIH601 (low range)
Power requirements	380V / 440V 3ph	200V – 240V, 50Hz / 60Hz, 3ph
Power consumption		Max 5.7 kw (208V) / Max 6.6kw (240V)
Amperage	16A	16A
Control	10steps , knob	
Size	600mm X750 X 450 (850 : Include back)mm	
Warranty	1 year	
Air filter	Under the control panel	
Timer Mode	1 sec – 480min	
Temperature mode	Out sensor ; warm & fry (50C – 200C / 122F – 392F)	

Features

- * Heavy duty high power for main kitchen ; low range & counter range
- * Series use ; 2or 3 multiple
- * Precise temperature mode for warm & fry (50C – 200C)
- * Control steps ; 1- 10 steps
- * Precise temperature mode for warm & fry (50C – 200C) .
- * Highest energy efficiency about 90%
- * Min pan size ; 18cm (TCK60 & DIH600), 45cm (DIH352)
- * Easy to move and clean
- * LED display for precise user feedback including error message
- * Automatic shut-off feature prohibits over-heating ; 260C (500F)